

**FRE-T**

# ANNUAL REPORT

OF

**FREMONT TELCOM CO.**

---

NAME

**1221 N. RUSSELL ST. MISSOULA, MT 59808**

---

ADDRESS

TO THE

**IDAHO PUBLIC**

**UTILITIES COMMISSION**

FOR THE

**YEAR ENDED: 2019**

---

**ANNUAL REPORT OF SMALL TELEPHONE COMPANIES TO  
THE IDAHO PUBLIC UTILITIES COMMISSION  
FOR THE YEAR ENDING December 31, 2019**

**COMPANY INFORMATION**

Exact name of utility: Fremont Telcom Co.  
 Address of principal office: 1221 N Russell St, Missoula, MT 59808  
 Telephone Number: 406-541-5000  
 Cities or towns served: Saint Anthony, Ashton, Teton, and Island Park, ID

Name and title of officer having custody of the general corporate books of account: Marilee Klaudt, Exec. Admin./Paralegal

Address of office where corporate books are kept and phone number: 406-541-5111  
1221 N Russell St., Missoula, MT 59808

Organized under the laws of the State of: Idaho

Date of organization: March 9, 1994

Form of organization (proprietorship, association, corporation): Corporation

If a Subchapter S Corporation, please specify: \_\_\_\_\_

Name and address of controlling company, if any: \_\_\_\_\_

Names of affiliated companies. Give address and description of business: Blackfoot Telephone Cooperative, Inc.  
BTC Holdings, Blackfoot Communications, Inc., TeleSphere Software, Inc., collectively doing business as Blackfoot.

**OFFICERS**

Report below the title, name and office address of each general officer of the utility at the end of the year. If there were any changes during the year, show the name, title, and address of the previous officer and the date of change.

<b>Title</b>	<b>Name</b>	<b>Address</b>
Chief Executive Officer	Jason Williams	1221 N. Russell St., Missoula, MT 59808
Assistant Treasurer, Chief Financial Officer	Stacey Mueller	1221 N. Russell St., Missoula, MT 59808
Assistant Secretary	Stacey Mueller	1221 N. Russell St., Missoula, MT 59808
Vice President - HR & Community Relations	Laura Marshall	1221 N. Russell St., Missoula, MT 59808
Vice President - Stretagic Planning	Joe Fanguy	1221 N. Russell St., Missoula, MT 59808
Chief Technology Officer	Dave Martin	1221 N. Russell St., Missoula, MT 59808
Vice President - Sales & Marketing	J.P. Violette	1221 N. Russell St., Missoula, MT 59808

**DIRECTORS**

List the name of each person who was a member of the Board of Directors at any given time during the year: (Fees related to meetings only.)

<b>Name</b>	<b>Address</b>	<b>Term Expired or Current Term Will Expire</b>	<b>Meetings Attended This year</b>	<b>Fees Paid During Year</b>
Tom Eggensperger, President	PO Box 219, Thompson Falls, MT 59873	5/22	12	19,300.00
Geoffrey Wilson, Vice President	2704 Southside Road, Superior, MT 59872	5/21	12	16,150.00
Cindy Lewis, Secretary/Treasurer	PO Box 529, Seeley Lake, MT 59868	5/21	12	19,750.00
Jim Blush	PO Box 158, St. Ignatius, MT 59865	5/21	12	16,600.00
Ross Friede	PO Box 184, Hall, MT 59837	5/21	12	12,950.00
Les Iverson	31580 Potomac Rd., Potomac, MT 59823	5/22	12	18,400.00
Stuart Morton	PO Box 396, St. Ignatius, MT 59865	5/22	12	17,950.00
Jim Newberg	1971 South Couture Loop, Arlee, MT 59821	5/21	12	17,050.00
John Teague	8945 Teague Ranch Rd., Clinton, MT 59825	5/21	12	20,650.00

Name of Chairman of the Board: President - Tom Eggensperger  
 Name of Secretary (or Clerk) of Board: Secretary - Cindy Lewis  
 Number of Meetings of the Board during the year: 12

**MANAGERS**

List the name of each person who performed management duties for the Company during the year, and the total wages and bonuses paid to those persons: (Do not include Director fees in these amounts.)

<b>Name</b>	<b>Wages and Bonuses Pa</b>
N/A	



**BALANCE SHEET**  
**Assets and Other Debits**

Title of Account	Balance Beginning of Year	Balance at End of Year 2019	Increase or (Decrease)
<b>Current Assets</b>			
1120 Cash and Equivalents	2,468,238	2,967,971	499,733
1130 Cash			
1140 Special Cash Deposits			
1150 Working Cash Advances			
1160 Temporary Investments			
1180 Telecommunications Accts. Receivable	104,218	16,589	(87,629)
1181 Accts. Rec. Allow. -Telecommunications			
1190 Other Accounts Receivable	188,734	202,335	13,601
1191 Accounts Receivable Allow. - Other			
1200 Notes Receivable			
1201 Notes Receivable Allowance			
1210 Interest & Dividends Receivable			
1220 Material and Supplies	236,726	300,046	63,320
1280 Prepayments			
1290 Prepaid Rents	12,547	17,807	5,260
1300 Prepaid Taxes			
1310 Prepaid Insurance			
1320 Prepaid Directory Expenses			
1330 Other Prepayments			
1350 Other Current Assets			
<b>Noncurrent Assets</b>			
1401 Investment in Affiliated Companies			
1402 Investment in Nonaffiliated Companies	40,200	42,788	2,588
1406 Nonregulated Investments			
1407 Unamortized Debt Issuance Expense			
1408 Sinking Funds			
1410 Other Noncurrent Assets	1,973,800	-	(1,973,800)
1438 Deferred Maintenance & Retirements			
1439 Deferred Charges	-	107,674	107,674
1500 Other Jurisdiction Assets - Net			
<b>Property, Plant and Equipment</b>			
2001 Telecommunications Plants in Service	39,562,376	42,128,760	2,566,384
2002 Prop. Held for Future Telecom. Use			
2003 Telecom. Plant under Constr. - Short Term	91,403	185,828	94,425
2004 Telecom. Plant under Constr. - Long Term			
2005 Telecom. Plant Adjustment			
2006 Nonoperating Plant			
2007 Goodwill	384,975	384,975	-
<b>Depreciation and Amortization Accounts</b>			
3100 Accumulated Depreciated	(29,846,182)	(30,205,677)	(359,495)
3200 Accum. Depr. - Held for Future Use			
3300 Accumulated Depreciation - Nonoperating			
3400 Accumulated Amortization - Tangible			
3410 Accum. Amort. - Capitalized Leases			
3420 Accum. Amort. - Leasehold Improvements			
3500 Accumulated Amortization - Intangible	(1,745,328)	(2,065,794)	(320,466)
3600 Accumulated Amortization - Other			
<b>TOTAL ASSETS</b>	<b>13,471,707</b>	<b>14,083,302</b>	<b>611,595</b>

**BALANCE SHEET**  
**Liabilities & Stockholders' Equity**

Title of Account	Balance Beginning of Year	Balance at End of Year 2019	Increase or (Decrease)
<b>Current Liabilities</b>			
4010 Accounts Payable	402,518	171,425	(231,093)
4020 Notes Payable			
4030 Advance Billings and Payments			
4040 Customer Deposits			
4050 Current Maturities - Long -Term Debt	32,873	44,435	11,562
4060 Current Maturities - Capital leases			
4070 Income Taxes - Accrued			
4080 Other Taxes - Accrued	-	31,094	31,094
4100 Net Current Defer. Oper. Income Taxes			
4110 Net Current Defer. Nonoper. Income Taxes			
4120 Other Accrued Liabilities			
4130 Other Current Liabilities			
<b>Long-Term Debt</b>			
4210 Funded Debt	295,923	263,466	(32,457)
4220 Premium on Long-Term Debt			
4230 Discount on Long-Term Debt			
4240 Reacquired Debt			
4250 Obligations Under Capital Leases			
4260 Advances from Affiliated Companies			
4270 Other Long-Term Debt			
<b>Other Liabilities &amp; Deferred Credits</b>			
4310 Other Long-Term Liabilities	11,981	1,562	(10,419)
4320 Unamort. Oper. Invest. Tax Credits - Net			
4330 Unamort. Nonoper. Invest. Tax Credits - Net			
4340 Net Noncurrent Defer. Oper. Income Taxes	130,749	573,166	442,417
4350 Net Noncur. Defer. Nonoper. Income Taxes			
4360 Other Deferred Credits	1,397	-	(1,397)
4370 Other Juris. Liab. & Def. Credits - Net			
<b>Stockholders' Equity</b>			
4510 Capital Stock	5,016,399	5,016,399	-
4520 Additional Paid-In Capital	5,822,588	5,822,588	-
4530 Treasury Stock			
4540 Other Capital			
4550 Retained Earnings	1,757,279	2,159,167	401,888
<b>TOTAL LIAB. &amp; OTHER CREDITS</b>	<b>13,471,707</b>	<b>14,083,302</b>	<b>611,595</b>

**ANALYSIS OF TELECOMMUNICATIONS PLANT IN SERVICE**  
TOTAL Company Basis

**Analysis of Telecommunications Plant in Service**

	Balance Beginning of Year	Additions During year	Plant Retired or Sold	Transfers and Adjustments	Balance End of Year 2019
2111 Land	39,421	29,366			68,787
2112 Motor Vehicles	574,038	35,644	(71,062)		538,620
2113 Aircraft	-				-
2114 Special Purpose Vehicles	-				-
2115 Garage Work Equipment	358,875	23,424			382,299
2116 Other Work Equipment	1,297,392	58,021			1,355,413
2121 Buildings	23,713				23,713
2122 Furniture	10,965	8,136			19,101
2123 Office Equipment	143,656				143,656
2124 General Purpose Computers	3,800				3,800
2124 Computer Software	-				-
2211 Analog Electronic Switching	1,224,330		(28,648)		1,195,682
2212 Digital Electronic Switching	34,867				34,867
2212 Digital Switching Software	-				-
2220 Operator Systems	-				-
2231 Radio Systems	336,200				336,200
2232 Circuit Equipment	8,946,784	554,664	(156,381)		9,345,067
2311 Station Apparatus	107,193	9,036			116,229
2321 Customer Premises Wiring	-				-
2341 Large Private Branch Exchanges	-				-
2351 Public Telephone Terminal Equipment	47,676				47,676
2362 Other Terminal Equipment	-				-
2411 Poles	134,428				134,428
2421 Aerial Cable	341,827				341,827
2422 Underground Cable	2,516,672				2,516,672
2423 Buried Cable	16,876,280	666,125	(1,509)	(2,318)	17,538,578
2424 Submarine Cable	-				-
2426 Intra-building Network Cable	-				-
2431 Aerial Wire	2,570				2,570
2441 Conduit Systems	527,375	8,014			535,389
2681 Capital Leases	-				-
2682 Leasehold Improvements	-				-
2690 Intangibles (includes Goodwill)	2,358,775				2,358,775
<b>TOTAL PLANT ACCOUNTS</b>	<b>35,906,837</b>	<b>1,392,430</b>	<b>(257,600)</b>	<b>(2,318)</b>	<b>37,039,349</b>

**ANALYSIS OF TELECOMMUNICATIONS PLANT ACCOUNTS**  
IDAHO Operations Only

	Balance Beginning of Year	Additions During Year	Plant Retired or Sold	Transfers and Adjustments	Balance End of January
<b>Analysis of Telecommunications Plant in Service</b>					
2111 Land	Same as Total Company				
2112 Motor Vehicles					
2113 Aircraft					
2114 Special Purpose Vehicles					
2115 Garage Work Equipment					
2116 Other Work Equipment					
2121 Buildings					
2122 Furniture					
2123 Office Equipment					
2124 General Purpose Computers					
2211 Analog Electronic Switching					
2212 Digital Electronic Switching					
2215 Electro-Mechanical Switching					
2220 Operator Systems					
2231 Radio Systems					
2232 Circuit Equipment					
2311 Station Apparatus					
2321 Customer Premises Wiring					
2341 Large Private Branch Exchanges					
2351 Public Telephone Terminal Equipment					
2362 Other Terminal Equipment					
2411 Poles					
2421 Aerial Cable					
2422 Underground Cable					
2423 Buried Cable					
2424 Submarine Cable					
2426 Intrabuilding Network Cable					
2431 Aerial Wire					
2441 Conduit Systems					
2681 Capital Leases					
2682 Leasehold Improvements					
2690 Intangibles					
<b>TOTAL PLANT ACCOUNTS</b>					



**ANALYSIS OF ENTRIES IN ACCUMULATED DEPRECIATION**  
Account 3100

	Balance Beginning of Year	Depreciation Rate*	TOTAL Company Basis Credits During Year	Retirements and Adjustments	Balance End of Year 2019
<b>Analysis of Entries in Accumulated Depreciation</b>					
2112 Motor Vehicles	513,758	14.29%	51,004	(71,062)	493,700
2113 Aircraft					
2114 Special Purpose Vehicles					
2115 Garage Work Equipment	255,490	8.33%	9,186		264,676
2116 Other Work Equipment	899,826	10.00%	67,021		966,847
2121 Buildings	165	12.50%	1,976		2,141
2122 Furniture	10,091	12.50%	1,562		11,653
2123 Office Equipment	143,656	8.33%			143,656
2124 General Purpose Computers	3,800	14.29%			3,800
2124 Computer Software					
2211 Analog Electronic Switching	1,224,331	14.29%	-	(28,648)	1,195,683
2212 Digital Electronic Switching					
2215 Electro-Mechanical Switching					
2220 Operator Systems					
2231 Radio Systems	336,200	2.86%			336,200
2232 Circuit Equipment	7,663,154	8.33%	200,773	(145,094)	7,718,833
2311 Station Apparatus	87,127	14.29%	29,135	(272)	115,990
2321 Customer Premises Wiring					
2341 Large Private Branch Exchanges	47,676				47,676
2351 Public Telephone Terminal Equipment		20.00%			
2362 Other Terminal Equipment					
2411 Poles	134,428	20.00%			134,428
2421 Aerial Cable	297,683	14.29%			297,683
2421 Aerial Fiber	14,584	14.29%	2,597		17,181
2422 Underground Cable	202,170	14.29%			202,170
2422 Underground Fiber	2,314,502	14.29%			2,314,502
2423 Buried Cable	13,964,743	14.29%	50,832	(1,605)	14,013,970
2423 Buried Fiber	1,182,842	14.29%	164,316	(1,678)	1,345,480
2423 Buried Cable - Line Extensions					
2431 Aerial Wire	2,570	6.67%			2,570
2441 Conduit Systems	444,000	5.00%	29,451		473,451
2504 Customer List Amortization	1,668,329	14.29%	281,971		1,950,300
2505 Goodwill	76,994	20.00%	38,497		115,491
2721 Internet Equipment	103,383	5.00%			103,383
<b>TOTAL</b>	<b>31,591,502</b>		<b>928,321</b>	<b>(248,359)</b>	<b>32,271,464</b>

\*Please list individual depreciation rate for each account.

Rev 3/02

**ANALYSIS OF ENTRIES IN ACCUMULATED DEPRECIATION**  
Account 3100

**IDAHO Operations Only**

	Balance Beginning of Year	Depreciation Rate*	Credits During Year	Retirements and Adjustments	Balance End of January
<b>Analysis of Entries in Accumulated Depreciation</b>					
2112 Motor Vehicles	Same as Total Company				
2113 Aircraft					
2114 Special Purpose Vehicles					
2115 Garage Work Equipment					
2116 Other Work Equipment					
2121 Buildings					
2122 Furniture					
2123 Office Equipment					
2124 General Purpose Computers					
2211 Analog Electronic Switching					
2212 Digital Electronic Switching					
2215 Electro-Mechanical Switching					
2220 Operator Systems					
2231 Radio Systems					
2232 Circuit Equipment					
2311 Station Apparatus					
2321 Customer Premises Wiring					
2341 Large Private Branch Exchanges					
2351 Public Telephone Terminal Equipment					
2362 Other Terminal Equipment					
2411 Poles					
2421 Aerial Cable					
2422 Underground Cable					
2423 Buried Cable					
2424 Submarine Cable					
2426 Intrabuilding Network Cable					
2431 Aerial Wire					
2441 Conduit Systems					
2721 Internet Equipment					
<b>TOTAL</b>					

\*Please list individual depreciation rate for each account.

### INVESTMENTS

Report below the investments in Accounts 1401, 1402 and 1406. Identify each investment as to the account in which included. Minor amounts in Account 1406 may be grouped by classes.

<u>Description</u>	<u>Date Acquired</u>	<u>Book Cost of Investments Disposed of This year</u>	<u>Book Cost of Investments Held at End of January</u>
Capital Credits	Various		42,788
_____	_____	_____	_____
_____	_____	_____	_____
_____	_____	_____	_____
_____	_____	_____	_____
_____	_____	_____	_____
<b>Totals</b>			42,788

### RECEIVABLES

Itemize amounts show in Accounts 1180, 1190 and 1200. For notes receivable list each note separately and include the maturity date and interest rate. Minor amounts in Account 1210 may be combined.

<u>Name of Company</u>	<u>Amount at End of year</u>	
	<u>Notes Receivable</u>	<u>Accounts Receivable</u>
Customers		16,589
CABS		23,897
USAC		173,736
Misc		4,702
_____	_____	_____
<b>Totals</b>		218,923

**NOTES PAYABLE**

For Notes Payable, list each note separately and include the maturity date and interest rate.

<u>Name of Creditor</u>	<u>Date of Note</u>	<u>Interest Rate</u>	<u>Due Date</u>	<u>Face Amount</u>
Idahome Farms	1/26/2017	3.50%	12/31/2026	\$ 297,489
_____	_____	_____	_____	_____
_____	_____	_____	_____	_____
_____	_____	_____	_____	_____
_____	_____	_____	_____	_____
_____	_____	_____	_____	_____
<b>Totals</b>	_____	_____	_____	_____

**ACCOUNTS PAYABLE**

Report below all Accounts Payable amounting to more than \$100.00

<u>Name of Creditor</u>	<u>Amount</u>
A/P Trade	140,749
Idaho Sales Tax	204
Idaho 911 (County)	7,982
Federal USF	2,483
Idaho USF	2,025
A/P Affiliates	17,984
<b>Totals</b>	<b>171,425</b>

LONG - TERM DEBT

Accounts 4210, 4240, 4250, 4260, 4270 and 4310

List the required data for each obligation included in these accounts, grouping them by account number and showing totals for each account. If any obligations mature serially or otherwise at various dates, give particulars in a note.

<u>Class &amp; Series of Obligation</u>	<u>Date of Issue</u>	<u>Date of Maturity</u>	<u>Fact Amount Authorized</u>	<u>Outstanding Year-End</u>	<u>Premium/ Discount</u>		<u>Interest for year</u>
					<u>Total</u>	<u>Year Amortized</u>	
NONE							

### CAPITAL STOCK

Report below the particulars called for concerning common and preferred stock at end of year, designating separate series of any general class. Show totals separately for common and preferred.

For each class of preferred stock, show the dividend rate and whether dividends are cumulative or noncumulative.

Show details in a footnote of capital stock sold during the year. Include number of shares, consideration received, premium or discount, and expenses incurred.

<u>Class &amp; Series of Stock</u>	<u>Number of Shares Authorized</u>	<u>Par Value per Share</u>	<u>Outstanding per Balance Sheet</u>	
			<u>Shares</u>	<u>Amount</u>
Common	100,000	0	5,016	5,016,399

**INCOME & RETAINED EARNINGS STATEMENT**

Item	Total Company	Idaho Only
Total Operating Income (from page 15)	4,112,995	Same as
Total Operating Expenses (from page 17)	4,317,595	Total Company
7100 Other Operating Income and Expense		
7210 Operating Investment Tax Credits-Net		
7220 Operating Federal Income Taxes	27,586	
7230 Operating State and Local Income Taxes	8,218	
7240 Operating Other Taxes	71,080	
7250 Provision for Deferred Operating Income Taxes-Net	414,303	
7200 <b>Operating Taxes (Total)</b>	<b>521,187</b>	
7310 Dividend Income		
7320 Interest Income		
7330 Income from Sinking and Other Funds		
7340 Allowance for Funds Used During Construction		
7350 Gains/Losses from the Disposition of Certain Property		
7360 Other Nonoperating Income	(15)	
7370 Special Charges	92,052	
7300 <b>Nonoperating Income and Expense</b>	<b>92,037</b>	
7410 Nonoperating Investment Tax Credits-Net		
7420 Nonoperating Federal Income Taxes		
7430 Nonoperating State and Local Income Taxes		
7440 Nonoperating Other Taxes		
7450 Provision for Deferred Nonoperating Income Taxes-Net		
7400 <b>Nonoperating Taxes</b>		
7510 Interest on Funded Debt	10,412	
7520 Interest Expense-Capital Leases		
7530 Amortization of Debt Issuance Expense		
7540 Other Interest Deductions		
7500 <b>Interest and Related Items</b>	<b>10,412</b>	
7610 Extraordinary Income Credits		
7620 Extraordinary Income Charges		
7630 Current Income Tax Effect of Extraordinary Items-Net		
7640 Provision for Deferred Income Tax Effect of Extraordinary Items-Net		
7600 <b>Extraordinary Items</b>		
7910 Income Effect of Jurisdictional Ratemaking Differences-Net		
7990 <b>Nonregulated Net Income (includes GAAP adj)</b>	<b>(1,137,933)</b>	
<b>AMOUNT TRANSFERRED TO RETAINED EARNINGS</b>	<b>309,697</b>	

OPERATING REVENUES

Item	Total Company	Idaho Only
<b>Local Network Services Revenues</b>		
5001 Basic Area Revenue	1,007,719	Same as Total Company
5002 Optional Extended Area Revenue		
5003 Cellular Mobile Revenue		
5004 Other Mobile Services Revenue		
5010 Public Telephone Revenue		
5040 Local Private Line Revenue		
5050 Customer Premises Revenue		
5060 Other Local Exchange Revenue		
5069 Other Local Exchange Settlements		
<b>Network Access Services Revenues</b>		
5081 End User Revenue (SLC)		
5082 Switched Access Revenue (Interstate)	2,297,554	
5083 Special Access Revenue	296,824	
5084 State Access Revenue (Intrastate)	95,159	
5100 Long Distance Message Revenue - All		
<b>Miscellaneous Revenues</b>		
5230 Directory Revenue	4,331	
5240 Rent Revenue	408,331	
5250 Corporate Operations Revenue		
5261 Special Billing Arrangements Revenue		
5262 Customer Operations Revenue		
5263 Plant Operations Revenue		
5264 Other Incidental Regulated Revenue		
5269 Other Revenue Settlements	34,677	
5270 Carrier Billing & Collection Revenue		
<b>Uncollectible Revenues</b>		
5301 Uncollectible Revenue - Telecommunications		
5302 Uncollectible Revenue - Other	(31,600)	
<b>TOTAL OPERATING REVENUES</b>	<b>4,112,995</b>	

Please identify the following revenues:

Federal USF \$	2,085,915	To what account were they booked?	5082 & 5083
State USF \$	57,258	To what account were they booked?	5084



OPERATING REVENUES

Item	Total Company	Idaho Only
<b>Plant Specific Operations Expense</b>		
6110 Network Support Expenses		Same as Total Company
6112 Motor Vehicle Expense	15,078	
6113 Aircraft Expense		
6114 Special Purpose Vehicles Expense		
6115 Garage Work Equipment Expense		
6116 Other Work Equipment Expense		
6120 General Support Expenses		
6121 Land and Building Expenses	31,002	
6122 Furniture and Artworks Expense		
6123 Office Equipment Expense		
6124 General Purpose Computers Expenses	15,038	
6210 Central Office Switching Expenses		
6211 Analog Electronic Expense		
6212 Digital Electronic Expense	179,695	
6215 Electro-Mechanical Expense		
6220 Operators System Expense		
6230 Central Office Transmission Expenses	265	
6231 Radio Systems Expense		
6232 Circuit Equipment Expense	255,016	
6310 Information Origination/Termination Expense		
6311 Station Apparatus Expense		
6341 Large Private Branch Exchange Expense		
6351 Public Telephone Terminal Equipment Expense		
6362 Other Terminal Equipment Expense		
6410 Cable and Wire Facilities Expenses		
6411 Pole Expense		
6421 Aerial Cable Expense	96,637	
6422 Underground Cable Expense		
6423 Buried Cable Expense	837,923	
6424 Submarine Cable Expense		
6425 Deep Sea Cable Expense		
6426 Intrabuilding Network Cable Expense		
6431 Aerial Wire Expense		
6441 Conduit Systems Expense		
<b>TOTAL PLANT SPECIFIC OPERATIONS EXPENSE</b>	<b>1,440,654</b>	

OPERATING REVENUES

Item	Total Company	Idaho Only
<b>Plant Nonspecific Operations Expense</b>		
6510 Other Property/Plant/Equipment Expenses		Same as Total Company
6511 Property Held for Future Telecomm. Use Expenses		
6512 Provisioning Expense	100,817	
6530 Network Operations Expense		
6531 Power Expense		
6532 Network Administration Expense	223,877	
6533 Testing Expense	69,082	
6534 Plant Operations Administration Expense	3,237	
6535 Engineering Expense	225,123	
6540 Access Expense	30,719	
6560 Depreciation and Amortization Expenses		
6561 Depreciation Expense-Telecom. Plant in Service	1,147,782	
6562 Depreciation Expense-Property Held for Future Use		
6563 Amortization Expense - Tangible	320,469	
6564 Amortization Expense - Intangible		
6565 Amortization Expense - Other		
<b>Total Plant Nonspecific Operations Expenses</b>	<b>2,121,106</b>	
<b>Customer Operations Expense</b>		
6610 Marketing		
6611 Product Management	162,099	
6612 Sales		
6613 Product Advertising		
6620 Services		
6621 Call Completion Services		
6622 Number Services	429,169	
6623 Customer Services		
<b>Total Customer Operations Expense</b>	<b>591,268</b>	
<b>Corporate Operations Expense</b>		
6710 Executive and Planning		
6711 Executive		
6712 Planning		
6720 General and Administrative		
6721 Accounting and Finance	46,969	
6722 External Relations	12,739	
6723 Human Resources		
6724 Information Management		
6725 Legal		
6726 Procurement		
6727 Research and Development		
6728 Other General and Administrative	104,859	
6790 Provision for Uncollectible Notes Receivable		
<b>Total Corporate Operations Expense</b>	<b>164,567</b>	
<b>TOTAL OPERATING EXPENSES</b>	<b>4,317,595</b>	

**CENTRAL OFFICE DATA**  
**as of December 31, 2019 (unless otherwise indicated)**

Name of Central Office: Saint Anthony, ID  
 Prefix (es): (208) 624, 458, 558, 652

Central Office Switch Type: Meta Switch Gateway

**Check all that apply:**  
 Stand Alone  Digital  X  
 Host Analog   
 Remote

**Check one:**  
 Electronic  X  
 Electro-Mechanical   
 Other:

**Access Line Capacity**  
 Meta Switch Gateway  
 Installed/Equipped: 7/2013

**Access Lines in Use**  
 Customer Lines: **1,986**  
 (Include Centrex, PAL, Semi-Pub.)  
 Public Telephone Lines **75**  
 Company Official Lines \*  
 Company Test Lines: \*

**Classification of Customer Access**

	Residence			Business			Total Residence & Business
	Multi- Line 1-Party	Single Line Multi- Party	Subtotal Residence	Multi- Line 1-Party	Single Line Multi- Party	Subtotal Business	
Beginning of Year	-	1,465	1,465	80	459	267	2,271
New Connects	-	*	*	*	*	*	*
Disconnects	-	*	*	*	*	*	*
End of Year	-	1,316	1,316	106	354	210	1,986

**Foreign Exchange:**  
 Dial Tone from this C.O.: \_\_\_\_\_  
 Dial Tone from another C.O.: \_\_\_\_\_

**Directory Listings:**  
 Number of Customers with Nonpublished or Nonlisted: **41**

**Custom Calling:**  
 Number of customers with at least one feature \*  
 Total number of features subscribed to: **3,202**  
 \* Not separately tracked in the normal course of business.

**NUMBER OF CALLS COMPLETED BY CUSTOMERS DURING (2019)**

Local Exchange	Average # of Customer Lines in Use	Local Calls		Toll Calls Originated (Total of all Carriers)			Avg./ Line
		Number (1000s)	Avg./ Line	Intrastate	Interstate	Total	
1 Teton - 458	64	Not Available		52,407	79,447	131,854	2,060
2 Island Park - 558	961	Not Available		50,595	259,936	310,531	323
3 Saint Anthony - 624	510	Not Available		273,588	382,824	656,412	1,288
4 Ashton - 652	428	Not Available		113,293	250,187	363,480	850
5 _____							
6 _____							
7 _____							
8 _____							
9 _____							
10 _____							
11 _____							
12 _____							
13 _____							
14 _____							
15 _____							
16 _____							
17 _____							
18 _____							

**ANNUAL REPORT FOR SMALL TELEPHONE COMPANIES**  
Year ended 12/31/19

**CUSTOMER RELATIONS RULES COMPLIANCE**

Rule IDAPA 31.21.01.603  
Rule IDAPA 31.41.01.105

Please provide copies of:

Summary of Customer Relations Rules for Telephone Corporations

Idaho Telephone Solicitation Act Notification

Method of Notification:

Mailed separately to customers                      Yes        No X

Included in directory                                      Yes X    No

Date of notification    November 2019 (2,840 publications)

Alternate method of notification    None

\_\_\_\_\_

\_\_\_\_\_

Rule IDAPA 31.41.01.403.02

Record of Complaints:

Number received by Company                      0

Category of complaints (if known):

Deposit Disputes                                              0

Charges on Bill                                                      0

Denial/Termination                                              0

Quality or Availability  
of Service                                                      0

Carrier Selection/Assignment                              0

Miscellaneous                                                      0

Rev 3/02


CERTIFICATE

State of Montana )  
 ) ss  
County of Missoula )


WE, the undersigned \_\_\_\_\_ Chief Financial Officer

of the \_\_\_\_\_ Fremont Telcom \_\_\_\_\_ utility,

on our oath do severally say that the foregoing return has been prepared under our direction, from the original books, papers, and records of said utility; that we have carefully examined same, and declare the same to be a correct statement of the business affairs of said utility for the period covered by the return in respect to each and every matter and thing therein set forth, to the best of our knowledge, information and belief.

  
\_\_\_\_\_  
Stacey Mueller  
Chief Financial Officer

Subscribed and Sworn to Before Me this 18th day of May, 2020.



Notary Public Michelle Lee Owens

My Commission expires 9/9/2021, (Year) 2021.

Rev 3/02

gdk/excel/jnelson/anulrpts/telannualrpt


MONTANA NOTARIAL CERTIFICATE  
VERIFICATION ON OATH OR AFFIRMATION (JURAT)

State of Montana

County of Missoula

The attached record, Certification, consisting of one (1) pages was signed and  
(Description of record)

sworn to or affirmed before me on 5/18/2020 by Stacey Mueller,  
(Date) (Name of signer(s))



[Affix stamp above]

Michelle Lee Owens  
(Notary's Signature)

This certificate is to be attached to the record described above. Any evidence that it has been detached or removed may render the notarization invalid or unacceptable.